



# Your Benefits



**Save time and money**



**Pays for itself after 7.5 hours\***



**Easy and flexible to use**

\*Compared to folding in a copy shop

## Automatic Office-Folder Martin Yale 1601

Both the high operating speed and the convenient adjustment of the fold type ensure economy and easy handling. The range of 7 folds will meet all folding requirements effectively.

This folder is recommended for a large quantity of outgoing mail and regular mailing activities in high print runs.

### Areas of application. Are you...?

- Medium-sized enterprises
- Inhouse print shops
- Smaller graphic companies
- Copy shops
- Public authorities, local governments
- Associations, institutions such as local unions and churches
- Hotels and restaurants



Convenient adjustment of the fold types by moving only one screw.

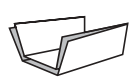
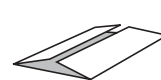
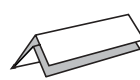
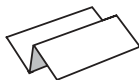
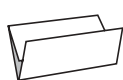


Conveyor exit table - perfect output.



No fanning needed, self-adjusting retarder.

### Folding post formats effectively...



**① Letter / ② Z-Fold**

- correspondence
- invoices
- offers
- price lists
- flyers/brochures

**③ Half-Fold**

- tabletop displays
- invitation cards
- price lists
- flyers/brochures
- greetings cards, menus

**④ Double-Fold**

- invitation cards
- flyers/brochures

**⑤ Gate-Fold**

- invitation cards
- greetings cards, menus

**⑥ French-Fold**

- letters
- flyers/brochures

**⑦ Baronial-Fold**

- invitation cards
- flyers/brochures

# Automatic Office-Folder Martin Yale 1601



## Features

- Ready to use in minutes
- Convenient and accurate adjustment of the fold type by moving only one screw
- Auto jam detect and auto shut off
- No fanning needed
- Self-adjusting retarder
- Conveyor exit table - perfect output
- Compact design saves valuable table top space

## Performance data

Folding types	7 / letter-, Z-, half-, double-, gate-, French* and Baronial* fold (* 2 folding steps necessary). Additional user defined custom folds possible.
Capacity	9.000 sheets / hour
Standard format	DIN A4
Special paper sizes	From 89 x 280 to 216 x 297 mm
Paper weight	60 - 105 g/m <sup>2</sup>
Manual paper feed	Up to 5 sheets simultaneously (with or without staples)
Paper feed	Automatic

## Technical data

Feed table capacity	150 sheets
Dimensions W x L x H	39 x 40 x 66 cm (operating position)
Weight	17 kg
Supply Voltage	230 volt